

# CREATIVE CHEST

## FAMILY RECITAL TIME!!!

Gather all members of your family around your piano.

Perform all of your current piano pieces for them with all of the musicality you can muster.


In the box below, collect autographs from everyone who attended!



...no you may not charge admission!


# CREATIVE CHEST

Choose a piece that you completed at least two weeks ago. Give this page to an adult and have them listen to you play your piece. For every mistake you make, your henchman gets to add a body part to your "hangman" below. Finish playing your piece before the body is complete!



# CREATIVE CHEST

Crumple a piece of paper into a ball.



Throw it at the wall that is farthest away from you.

If you miss the wall, play each of your songs extremely slow.

If you hit the wall, play each of your songs extremely fast.

Then write down "Hit" or "Miss" on this week's assignment sheet.

# CREATIVE CHEST

## FIRE ON THE KEYS

Today, play your entire piece staccato.

Practice your piece this way hands separately, and then hands together.




...oooh! That keyboard is hot!

# CREATIVE CHEST

Turn your piece into a fairy tale. Cut out the characters below. Paste them onto various parts of your music. As you play the piece, change your style when you encounter a character. Change the tempo, octave, dynamics and articulation to achieve each character's own "sound".


## ONCE UPON A TIME



# CREATIVE CHEST

Take an apple from your fridge. Start eating it. Count how many bites it takes to finish the entire apple. But NOT THE APPLE CORE! STOP!...that's just gross.

Stick your apple sticker here!




Write the number of bites:



Find this measure number.

Practice that measure this number of times with each hand.

# CREATIVE CHEST



Identify the parts of your piece that are difficult for you. Write a short reminder to yourself in the bubbles above that will help with each difficult part. Cut them out and tape them to your piece in the appropriate places.

Remember the flat!

3rd finger!

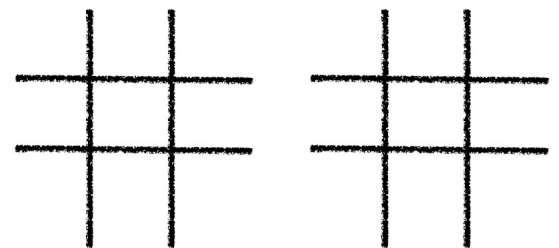
Grow Softer

Hold this Note!

# CREATIVE CHEST

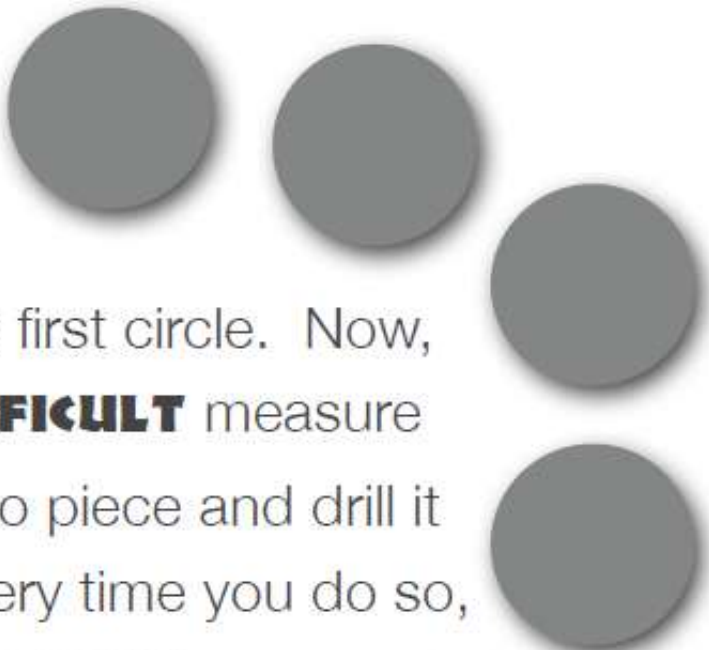
T  
I  
C  
T  
A  
C  
T  
O  
E

Give this page to an adult in your house. Play your piano piece. For each mistake you make, your helper gets to fill in an "X" on the grid below. For every 4 measures you play correctly, you get to fill in an "O".



Who wins?! \_\_\_\_\_

# CREATIVE CHEST



Place a penny on the first circle. Now, choose the most **DIFFICULT** measure from this week's piano piece and drill it hands separately. Every time you do so, move your penny one space.



# CREATIVE CHE&T

Cut this page into strips as marked.

Make a paper chain by taping each strip into a loop.

Hang the chain from your piano.

Each time you sit down to practice,  
remove one link of the chain.